



OMEGA[®]
C A B I N E T R Y

SELECTION GUIDE

YOUR STYLE. YOUR WAY.

BEAUTIFULLY YOURS.

With options and opportunities to pique your interest, choosing your preference couldn't be easier with Omega. Peruse our beautiful doors, arranged by category to narrow your style. Then look to our finish options, sure to delight your senses. Go ahead—dream and scheme while planning your beautiful reality!

-
- ■ ■ standard door offering
 - ■ ■ selectable overlay, drawer fronts, & outside profiles
 - custom designed doors
 - ■ inset doors
 - 1" thick inset doors
 - ■ ■ metal doors
 - ■ ■ resin + glass inserts
 - ■ ■ mullion doors

- *Pinnacle™ Series*
- *Dynasty™ Series*
- *Full Access Series*



VENEER FLAT PANEL DOORS



Anson
I 5




Barrington
I * 3



Blair
V * 0



Brentwood
O * 5



Cancun
O * 7



Delray
I 3



Fontaine
V 0



Heritage
V 3




Hinson
V 0



Holton
V 0



Jax
U * 1



Kadey
V * 0



Kali
V * 1



Laroche
E * 5



Manor
V * 1



Marco
N 5



Mecca
V * 2



Metro
E * 4



Milena
V * 1



Pezzo
K 4



Provincial
I * 3



Puritan
V * 1




Renner
V * 1



Rory
E * 0



Salona
K 3



Tessa
V * 1



Williamsburg
I * 3

SOLID RAISED PANEL DOORS



Artesia
F 7



Brookside Square
A 4



Brookside Arch
A 4



Brookside Cathedral
A 4



Clio
D * 6



Danville
A 5



Denison
L 6




Destin
F 5



Guthrie
J * 6




Highland
G * 6



Hollibrune
D * 5



Kentwood
A * 7



Lodge
A 5



Lynnville
C * 5




Prescott
A 5



Portage
A * 5



Province
F * 6



Melbourne
M 7



Sanibel
F 5



Wakefield
F * 5



Wellington Square
A * 2



Wellington Arch
A * 2



Wellington Cathedral
A * 2



Winthrop
J * 5

WONDERING WHAT THOSE CODES MEAN?

Flip to the back cover and you will find the key to our door and finish codes found throughout this selection guide. Simply flip open, and the information is at your fingertips as you make your cabinetry selection.

SOLID REVERSED RAISED PANEL DOORS



Bancroft
F * 5



Beckwith
D * 5



Benson
A * 2



Brighton
J * 5



Cayhill
D 4



Conklin
H * 6



Cottage
A * 5



Hanover
W 5



Loring
D * 5



Lyssa
D * 5




Madrid
A * 4



Marion
A * 3




Monterey
A * 4



Morris
A * 4



Perin
H * 6



Plainfield
A * 3



Plymouth
A * 4



Richfield
L 7



Riff
H * 6



Tamryn
A * 3



Tunisia
B * 6



Ultima
A * 3




Wyatt
A * 4




Woodward
F * 5

VENEER AND SOLID SLAB DOORS



Pennison
P * ③



Desoto
P * ③



Tarin
P * ③



Vail
A ②

SPECIALTY MATERIAL SLAB DOORS



Nash**
T ④



Nella**
T ④



Ricci**
S ④

DETAILS MAKE A DIFFERENCE

CHOOSE THE LOOK YOU LOVE

Love everything about a door except the surrounding edge profile? Or maybe you'd rather have a different style of drawer front? Omega allows you to choose the overlay, drawer front style, and outside edge, creating a look that is uniquely yours. Your Omega Designer will tell you how!

Not all drawer front options shown are applicable to every door. See your Omega Designer for appropriate door/drawer profile combinations.



5-Piece Flat



Slab



5-Piece Raised



Decorative Slab



Inset Overlay Slab



Elite Slab



5-Piece Beaded



profile AH

profile S

profile W

profile F

profile A

profile M

DETAILS MATTER

Creating a design theme around the authenticity of handcrafted detail begins at the workbenches of Omega craftsmen and -women.

*Door/Drawer Front Pegs are not applicable on every door.
See your Omega Designer for availability.*



Square
Door/Drawer Front Pegs

EXCLUSIVE TO YOU

Looking for something more? Perhaps you've spied a style you'd love to live with—but just can't seem to locate. Your Omega Designer will work within our Pinnacle Series to create the look that lives in your mind's-eye, enjoying the freedom of creativity with Omega.





style PURITAN NO BEAD INSET
species CHERRY
finish TRUFFLE

INSET DOOR STYLES

INSET DOORS

Capture the tradition and beauty of inset door styling exactly as you desire. Our options include a slab or five-piece drawer front, hidden or exposed finial hinges, and beaded moulding, as well as 1" thick frame and door options to appeal to the most discerning homeowners. Inset doors are available in our standard finishing offerings, including opaques, and are a classic indicator of fine craftsmanship.



No Bead

Beaded

Beaded with
Finial Hinge

See pages 4-6 to view which door styles are available in inset styling. Look for the symbol.

1" THICK INSET DOORS AND FACE FRAMES

For selective palates, consider our six door styles available in both Beaded and Non-Beaded Inset options. Due to their unique designs, these door styles are mounted in a thicker, one inch face frame. The added depth allows for more detail in the profile and a finer, furniture-quality appearance. Available for Omega Pinnacle Series only.



Adagio♦

Bravura♦

Calendo♦

Feuring♦

Forza♦

Legato♦



style NELLA
species TEXTURED LAMINATE
finish WINTERWOOD

style AFOO2
aluminum frame finish NATURAL ALUMINUM
insert CLEAR GLASS

style AFOO2
aluminum frame finish NATURAL ALUMINUM
insert NATURAL ALUMINUM

METAL DOORS

ALUMINUM FRAME DOORS

Choose from a variety of Aluminum Frame door profiles in an array of finishes. Perfect for pairing with exciting insert materials, found on the following page—discover modern design via aluminum accentuation.



** Insert material selection will dictate the visibility of the framework of the door*

AF002* AF003 AF011 AF007 AF006 AF010

FRAME FINISHES



See your Omega Designer for availability.

White Powder Coat Chrome Look Natural Aluminum Brushed Stainless Steel Look Arctic Gold Oil Rubbed Bronze Powder Coat Black Powder Coat


ALUMINUM FRAME INSERTS

Transcend the ordinary by choosing a look you'll find inspiring every day. Meant to pair with Aluminum Frame door profiles, choose from a plethora of materials and finishes for the ambience and effect that makes your house a home.

STANDARD AND PATTERNED*




Satin Glass



Clear Glass




Reeded Glass



Lustral D



Smoked Glass




Master Carre Glass


HIGH GLOSS PARAPAN®




Alpine White




White



Opal White



Light Grey




Latte



Cappuccino



Stone Grey



Black



Orange



Signal Red



Kiwi



Turquoise




Cobalt Blue


METALLIC FINISH



Natural Aluminum



Brushed Stainless Steel Look



Platinum Ice

3FORM® ARCHITECTURAL RESIN




Bear Grass



Fossil Leaf



Thatch



Quattro Carbon



Wisp Silver



Linea Ivory




Ting Ting



Pop Clear


LEATHER



Grey Thunder Buffalo




Coal Buffalo




Antique Brown Walrus

BACKPAINTED GLASS**



White Gloss




White Matte



Sand Gloss



Sand Matte



Mocha Gloss



Mocha Matte



Bronze Gloss



Bronze Matte



Silver Gloss



Silver Matte



Charcoal Gloss



Charcoal Matte



Olive Gloss



Olive Matte



Scarlet Gloss



Scarlet Matte



Black Gloss



Black Matte

CUSTOM ETCHED GLASS DESIGNS***



* *Low-Iron Clear and Low-Iron Satin Glass also available but not shown.*

** *Custom Color Backpainted Glass also available. White Gloss Backpainted Glass can be used as Magnetic Markerboard (Rare Earth Magnets are recommended).*

*** *Available via special order.*

DOOR INSERTS

Reflect a look you love, with inserts in resin or glass—from opaque to translucent. Choose from natural materials set into resin or tactile resin patterns, as well as glass inserts that feature textures and motifs culled from great architectural styles.

RESIN INSERTS



Bamboo Rhythms



Meadow



Oriana



Parchment



Reflections



River Reed



Sahara



Silhouette



Tropical

GLASS INSERTS



Chateau



Gallery



Pavilion



Portico



Usonian



Beveled



Clear



Clear Artique



1/8" Reeded



1/2" Reeded



Rice Paper - Light



Satin Frost



Seedy on Clear


MULLION DOORS

Nothing says “beautiful design detail” like a mullion door, combined with a glass or resin insert in clear or translucent. Our many styles allow you to create the precise look you want, from classical to deco, farmhouse to modern—or make your own special mix.

MULLION DOORS



Style A



Style B



Style D



Style F



Style H




Style I




Style J




Style K



Style L



Style M



Style N



Style Q



Style T



Style V



Style W



Style Y



Style Z

TINT. TEXTURE. TRANSFORM.

DREAM IN COLOR.

Choose from seven species and a variety of specialty materials for a look that speaks to you. Top those with stains, paints and textured finishes that range from traditional coloration to trending chromas that exude lasting appeal. Look to Omega as your leader for glaze detailing and applied techniques for capturing your essence of the perfect home.

-
- ■ ■ standard finish offering
 - ■ ■ glazing
 - ■ ■ brushed finishes
 - iced top coat
 - additional finish techniques
 - ■ ■ specialty effects
 - ■ ■ custom opaques
 - custom stains or techniques

- *Pinnacle Series*
- *Dynasty Series*
- *Full Access Series*







OPAQUE FINISHES: AVAILABLE ON MAPLE AND OAK*



Pure White



Elemental White



Pearl



Beach House



Oyster



Magnolia



Meteor



Colonnade



Dove



Rain



NEW Maho Bay



Dusty Miller



NEW Whimsy



Battleship Gray



NEW Lapis



Blue Lagoon



Amalfi



NEW Endive



NEW Mitten



NEW Straw



NEW Dahlia



Black

* When opaque finishes are ordered, the door center panel may be constructed of Medium Density Fiberboard (MDF), except when Heirloom, Vintage Touch, Antiquing, or any finish that includes physical distressing are specified. MDF provides a smoother finish when painted, and is more resistant to warping, expansion, and contraction.






DELIGHT WITH COLOR


What's your color story—composed and cool or warm and vibrant? Choose from a wealth of neutral tones, designed to be the perfect backdrop for living. Visit our cabinet visualizer on omegacabinetry.com to see our opaques in action. Change cabinet color, countertops, flooring, and backsplash to explore what color can do for you!

VIEW THE COLOR MY ROOM VIZUALIZER ON
[OMEGACABINETRY.COM](https://omegacabinetry.com)

ALDER AND RUSTIC ALDER FINISHES




CHERRY AND RUSTIC CHERRY FINISHES




MAPLE FINISHES




OAK AND RUSTIC OAK FINISHES




QUARTERSAWN OAK FINISHES




TEXTURED LAMINATE**




PECAN AND RUSTIC PECAN FINISHES



WALNUT FINISHES



HIGH GLOSS LAMINATE**



BAMBOO FINISHES**



Natural



Butternut



Sage



Nutmeg




Canyon



Sable



Chestnut



Kodiak



Porch Swing



Pumice




Riverbed



Desert



Chinchilla




Miso



Pika




Truffle




Smokey Hills


WENGE FINISHES**




Natural




Butternut



Sage




Nutmeg



Canyon




Sable




Chestnut




Kodiak




Porch Swing



Pumice




Riverbed




Desert



Chinchilla




Miso



Pika



Truffle



Smokey Hills



species CHERRY
finish SABLE
glaze COFFEE

GLAZE OPTIONS

FINISH PENNED GLAZES



Cherry Desert
(no glazing)



Pewter



Coffee

FINISH FLOODED GLAZES



Porcelain



Onyx

Nearly every stain is available with a selection of light or dark glaze options, allowing you to choose the look that works best for your project. Penned glazes are meant to highlight and accentuate the profiles of a door, while flooded glazes change the overall tone of the underlying stain. Cappuccino and Hazelnut brushed glazes are also available on some stain finishes. See your designer for details.

OPAQUE PENNED GLAZES



Maple Beach House
(no glazing)



Pewter



Coffee

OPAQUE BRUSHED GLAZES



Cappuccino



Hazelnut

Adding penned or brushed glazes to opaque finishes is perfect for creating the illusion of a well-loved piece. While penned glazing is meant to highlight profiled areas of a door, a brushed glaze effect adds another level of artisan craftsmanship with every brush stroke.

style LORING
species QUARTERSAWN OAK
finish PORCH SWING
finish technique BRUSHED SEPIA



SPECIALTY FINISH TECHNIQUES

BRUSHED FINISHES

This beautiful technique consists of a base color that is touched with a directional brush stroke. Applied by hand, this finish creates unparalleled depth and movement to the final product. Finish combinations present looks that range from aged or weathered, to a modern contemporary feel. Choose from the rich black tones of Brushed Ebony or the lush brown nuances of Brushed Sepia for a subtle finish treatment. Carefully applied by hand, brush strokes follow the directional wood grain of the selected door.



Maple Beach House
(no brushed finish)



Brushed Sepia



Brushed Ebony



Cherry Riverbed
(no brushed finish)



Brushed Sepia



Brushed Ebony



STANDARD SHEEN

A semi-gloss top coat, the standard on all Omega stained products.

ICED TOP COAT SHEEN

Pearlescent characteristics provide a subtle luminous reflection, enhancing the finish with a soft radiant glow.




ULTRA MATTE SHEEN

A low sheen top coat available on all Omega stained finishes.

TOP COAT TECHNIQUES

ICED TOP COAT SHEEN

With its subtle opalescence, our exclusive top coat transforms any finish, glaze or opaque, giving it a unique shimmer. It is applied to the entire exterior unit, not only doors and drawers. This gentle layer of frosting is so distinctive that we recommend you look at an actual sample to appreciate its full effect. Available for Omega Pinnacle Series only.




Battleship



Iced Battleship



Cherry Smokey Hills



Iced Cherry Smokey Hills

ULTRA MATTE SHEEN

An ultra matte sheen absorbs light rather than reflecting it, resulting in a subtle muted appearance. The color appears more solid from all angles which means your kitchen will have a smooth look, no matter the time of day. With some gloss finishes, different lighting can dramatically change the look.



Kodiak



Kodiak Ultra Matte

ADDITIONAL TECHNIQUES AVAILABLE

Take your cabinetry finish wish list to the next level within our Pinnacle Series. For applied moulding door styles, we're happy to add a Second Color. Perhaps you'd prefer a Hand-Rubbed Furniture Finish?—Ask your Omega Designer how.



SPECIALTY EFFECTS

ANTIQUING AND VINTAGE TOUCH

Antiquing creates heirloom appeal by using lighter and fewer effects than Vintage Touch. The antiqued look of natural wear is achieved by lightly sanding and softening profiles, applying realistic looking worm holes, light dents and chiseling with randomly scraped profiles. All special effects are applied prior to finish. The underlying wood is not exposed with this technique.

Vintage Touch creates vintage appeal by randomly distressing the wood with dents, rasping, speckling, applying worm holes, and features the sand over of profiles before and after finish, exposing the underlying wood. A gray toned edging is applied to soften the exposed areas creating a look that simulates the natural wearing of wood resulting from years of use.

FINISH TECHNIQUE	DISTRESSING	SAND OVER	SAND THROUGH	SPECKLING	WORM HOLES
Antiquing	•	•			
Vintage Clear		•	•		
Vintage Touch	•	•	•	•	•

FINISHES WITH SPECIAL EFFECTS

Enjoy a unique group of finishes paired with striking special effects. Omega has carefully considered door style, stain color and glaze pairing along with Vintage Touch methodology and Antiquing, resulting in a dramatic presentation that truly shows the possibilities that Omega offers.



Heirloom Black

Blackberry

Bristol

Rococo

Bungalow♦

Tuscany♦

Burnt Sienna♦

50821L

PT 50831

PT 50834

PT 50835

PT 50838

PT 50839A

PT 50830

PT 50818

PT 50529

PT 50831
PT 50834
PT 50835
PT 50838
PT 50839A

CUSTOM COLORS

CUSTOM OPAQUES

Dream in color, we'll make it come true! With two levels of color selection to choose from, your Omega Designer will guide you in the right direction. Our Dynasty and Full Access Series offer the breadth of colors available from any national paint manufacturer, while the Pinnacle Series takes you beyond the realm. Supply a fabric swatch or artifact to match and custom color has a whole new meaning with Pinnacle.



CUSTOM STAINS AND TECHNIQUE

Perhaps you've happened upon a wood stain or particular technique that has become the object of your desire. Supply a minimum 6" x 6" solid wood sample and Omega will produce a door to match within our Pinnacle Series. We'll send half to you for approval, while we keep the other for reference. See your Omega Designer for details.

QUALITY EXECUTION.

THAT'S WHAT DRIVES OMEGA.

Sincere effort and skilled execution are at the forefront of what we do, with master craftsmen and -women who are truly artisans of their trade. We build beautiful cabinetry day in and day out, with the intention that you'll love your finished product and enjoy the everyday excellence of Omega.

PINNACLE SERIES *Raising the bar for luxurious living, you'll love the details and features that custom cabinetry has to offer.*

DYNASTY SERIES *Enjoy Omega's high quality standard, while keeping your dreams within reach.*


FULL ACCESS SERIES *Expand your point of view with sleek styling and maximized capacity.*







ROUGH MILL
MOULDERS
DEPT 130



BUILDING A PASSION FOR WHAT WE DO.

1. IN THE BEGINNING.

We start with raw wood. Lumber—in board feet and a variety of species—right off the truck and into our Rough Mill. This is where your cabinetry begins. Meticulously sorted, expertly milled and then hand-crafted into a work of art.

2. THE BEST TOOLS OF THE TRADE.

Selecting the best tool for a task doesn't always mean choosing high technology. At Omega, we match device to assignment, knowing that often, time-honored methods are best.

3. OUR PEOPLE ARE OUR GREATEST ASSET.


Skill and sensibility is what makes our product great. The human touch that goes into every piece with precision and thoughtfulness is non-negotiable.

4. FURNITURE QUALITY AS STANDARD.

We build cabinetry on the order of fine furniture. Expect dovetailed joints on drawers, drawer glides that move quickly and smoothly, and gently close with a push of a fingertip.

5. CARE AND CRAFTSMANSHIP, IT'S OUR BOTTOM LINE.

Painstaking care with an eye for detail, it's evident in everything we do. We value the folks that build our products, and you'll appreciate the conscious effort applied to every project.



OMEGA CONSTRUCTION DETAILS

At Omega, we offer beautiful choices for creating a look you'll love, along with the financial allocation that you desire to attribute to your project. The appropriate construction platform selection is something that you'll want to discuss with your Designer as you choose between Pinnacle Series, Dynasty Series and Full Access Series. Each features the same great looks, yet offers distinctive differences tailored just for you.

PINNACLE SERIES FRAMED AND INSET

Perfect for projects that require custom doors, colors or special effects, or those few door styles which are only available in Omega Pinnacle Series. Featuring over 128 modifications and custom quoting.



DYNASTY SERIES FRAMED AND INSET

The Dynasty Series features most of the same door profiles available with Pinnacle, and boasts 65+ modifications and up to 5 Pinnacle cabinets within an order. Construction differences resulting in a bit lower price point.



FULL ACCESS SERIES

A full complement of door styles plus the addition of modern material options pair with Full Access construction for a sleek look. Enjoy over 55+ modifications and custom quoting.



		PINNACLE SERIES	DYNASTY SERIES	FULL-ACCESS SERIES
DOORS	3/4" solid hardwood doors and a variety of other solutions	•	•	•
	1" thick inset hardwood doors	•		
FRAMES	3/4" solid hardwood face frames	•	•	
DRAWER	5/8" hardwood drawer and plywood bottom with smooth sanded dovetail joinery	•	•	•
	Soft-close, full-extension glides on drawers and roll-out trays	•	•	•
SHELVING	3/4" thick plywood shelves with vinyl edge banding		•	•
	3/4" thick plywood shelves with 1/4" solid hardwood front edge banding	•		
CABINET FLOOR	3/8" floor		•	
	1/2" floor	•		
	3/4" floor			•
CABINET SIDES	1/2" sides		• (on designer, full, and classic overlay)	
	3/4" sides	•	• (on inset and cabinets taller than 96")	•
CABINET TOPS/COVERS	3/4" top			•
	1/2" dust Cover on all base cabinets (except sink bases)	•		
HINGES	Integrated Soft-Close hinges	•	•	•
CABINET INTERIORS	Natural woodgrain or white laminate interiors		•	•
	Opaque interior standard on opaque product Stained species interior standard on stained product	•		
CABINET INTERIORS FOR PREP FOR GLASS/MULLION DOORS	Species Interior on stained product	•	•	•
	Matching Opaque interior on opaque product	•	•	•
	Contrasting Interior Color option	optional	optional	
CABINET ENDS	Multiple finished end treatments	•	•	•
DOOR OPTIONS	Selectable drawer front, and outer profile options available on applicable door styles	•	•	•
	Selectable overlays	•	•	
	Custom Door Configuration	optional		optional
FINISH OPTIONS	Custom opaque color match capabilities	•	•	•
	Custom stain, or technique color match capabilities	•		

MORE OPTIONS ARE AVAILABLE THAN SHOWN. SELECTABLE OVERLAY, DRAWER FRONT, AND OUTSIDE PROFILE OPTIONS AVAILABLE ON MOST DOORS.

See your Designer for details.

- Ⓐ Available in A, C, M, O, P, QSO, RA, RC, RO, RP, W
- Ⓑ Available in A, C, M, O, P, QSO, RA, RC, RO, RP
- Ⓒ Available in A, C, M, O, P, RA, RC, RO, RP, W
- Ⓓ Available in A, C, M, O, P, QSO, RC, W
- Ⓔ Available in A, C, M, O, QSO, RA, RC
- Ⓕ Available in A, C, M, O, P, RA, RC, W
- Ⓖ Available in C, M, O, P, QSO, RC, W
- Ⓗ Available in A, C, M, O, P, QSO, W
- Ⓘ Available in A, C, M, O, RA, RC, W
- Ⓙ Available in A, C, M, O, P, RC, W
- Ⓚ Available in A, C, M, O, RA, RC
- Ⓛ Available in C, M, O, P, RC, W
- Ⓜ Available in A, C, M, O, P, RC
- Ⓝ Available in A, C, M, O, RC
- Ⓞ Available in C, M, RC
- Ⓟ Available in B, C, M, QSO, W, WG
- Ⓠ Available in M
- Ⓢ Available in HL
- Ⓣ Available in TL
- Ⓤ Available in A, C, M, O, QSO, W
- Ⓥ Available in A, C, M, O, QSO, RA, RC, W
- Ⓦ Available in A, C, M, O, P, QSO, RA, RC, W
- ★ Available in Inset

A: Alder

B: Bamboo

C: Cherry

M: Maple

O: Oak

HL: High Gloss Laminate

TL: Textured Laminate

P: Pecan

QSO: Quartersawn Oak

RA: Rustic Alder

RC: Rustic Cherry

RO: Rustic Oak

RP: Rustic Pecan

W: Walnut

WG: Wenge

-
- ① Price column 0
 - ② Price column 1
 - ③ Price column 2
 - ④ Price column 3
 - ⑤ Price column 4
 - ⑥ Price column 5
 - ⑦ Price column 6
 - ⑧ Price column 7

-
- ◆ Only available in Omega Pinnacle Series
 - Not available in Omega Full Access Series
 - ** Only available in Omega Full Access Series

DREAM. SEEK. ACHIEVE.

On the reverse side, you will find the key to our door and finish codes found throughout this selection guide. Simply flip open, and the information is at your fingertips as you make your cabinetry selection.



Part of the
MasterBrand®
Family

omegacabinetry.com

#OmegaCabinetry

© 2020 MasterBrand Cabinets, Inc.



OMEGA®

C A B I N E T R Y

Styles, product availability and construction may vary slightly from those shown in this catalog due to material availability and/or design evolution. Specifications are subject to change without notice. For more details, please see www.omegacabinetry.com or contact your designer.

Product photography and illustrations have been reproduced as accurately as printing technologies permit. To ensure highest satisfaction, we strongly recommend you view an actual sample for best color, wood grain and finish representation. © 2020 MasterBrand Cabinets, Inc. All rights reserved. Omega is a registered trademark of MBCI.